

VOLVO WHEEL LOADERS

# L30G, L35G

5.5-6.25 t (11,000 - 12,500 lbs) 75hp



# A PASSION FOR PERFORMANCE.

At Volvo Construction Equipment, we're not just coming along for the ride. Developing products and services that raise productivity – we are confident we can lower costs and increase profits for industry experts. Part of the Volvo Group, we are passionate about innovative solutions to help you work smarter – not harder.

## Helping you to do more

Doing more with less is a trademark of Volvo Construction Equipment. High productivity has long been married to low energy consumption, ease of use and durability. When it comes to lowering life-cycle costs, Volvo is in a class of its own.

## Designed to fit your needs

There is a lot riding on creating solutions that are suited to the particular needs of different industry applications. Innovation often involves high technology – but it doesn't always have to. Some of our best ideas have been simple, based on a clear and deep understanding of our customers' working lives.



## You learn a lot in 180 years

Over the years, Volvo has advanced solutions that have revolutionized the use of construction equipment. No other name speaks Safety louder than Volvo. Protecting operators, those around them and minimizing our environmental impact are traditional values that continue to shape our product design philosophy.

## We're on your side

We back the Volvo brand with the best people. Volvo is truly a global enterprise, one that is on standby to support customers quickly and efficiently – wherever they are.

## We have a passion for performance.

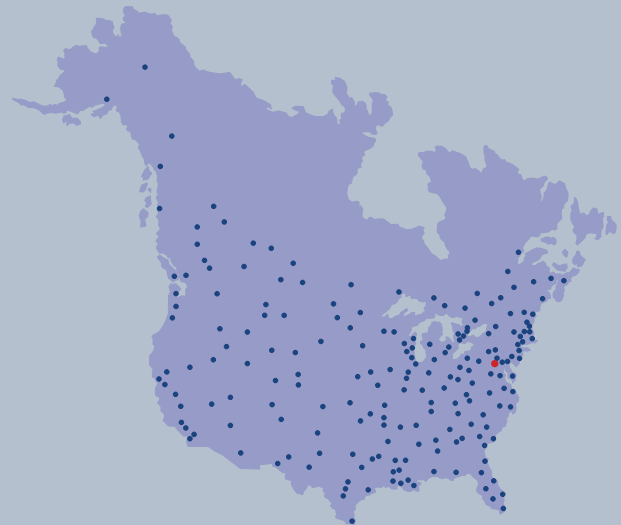
### A strong, dedicated, capable dealer network.


Our dealers are strategically located throughout North America to provide the equipment you need and the parts and service support you demand for a productive and profitable operation.

The strength of our dealer network is enhanced with extensive individualized product and product support training at our state-of-the-art Technical Training Center in Asheville and through hands-on training. At our nearby 80-acre Product Demonstration Center, visitors operate equipment from our entire product line under a variety of simulated working conditions. Both facilities are in year-round use by our dealers and customers – more than 2,000 visit each year. **Building the best starts right here.**

The products designed and manufactured by Volvo Construction Equipment have their beginnings at the most advanced Research & Design centers in the industry. Volvo CE machines are designed in 11 R&D centers and produced in 15 manufacturing facilities across the world.

The major R&D center and manufacturing plant in the Americas is located in Shippensburg, Pennsylvania. This facility has been in operation for over 30 years and – with its recently added 200,000 sq. ft. expansion – now covers 570,000 sq. ft. on an 80 acre campus. Dedicated work teams and highly advanced technologies and techniques using the Volvo Production System ensure continuous quality improvements, labor savings and cost control to reach the high quality that our customers have come to expect from Volvo.





Mack Trucks



Volvo Construction Equipment



Volvo Penta



Volvo Trucks



Renault Trucks



UD Trucks



Volvo Buses



Volvo Financial Services

# PERFORMANCE THAT WON'T QUIT.

For demanding jobs, you need a reliable all-rounder to work as hard as you do. The Volvo L30G and L35G include the features necessary for maximum power and performance. We've kept the best elements from previous models but improved on our classics with new features - making the G-Series even more fuel efficient.

## Dual hydraulics

Two independent hydraulic systems allow the operator to steer and lift at the same time without one function diminishing the other - for improved performance and faster cycle times.



## Differential locks

Volvo differential locks distribute power equally to all four wheels at the push of a button, reducing tire slippage and boosting traction to prevent skid marks, tire wear and damage to surfaces.



## Hydrostatic drive system

Thermostatically controlled hydraulics enables quick warm-up and efficient operation of hydrostatic drive and working hydraulics. Hydrostatic drive allows attachments to be used at low travel speed and high engine RPM.



#### Unique portal axles

The Volvo L30G and L35G feature portal axles for the highest ground clearance in their class. Their unique design protects the axles and propeller shaft even in the toughest environments, allowing the machine to pass over rough terrain and obstacles without risk of harm to the vehicle's underside.

# POWERFUL BY DESIGN.



## Compact design

Transversally mounted engines help make the L30G and the L35G as compact as possible - with a short turning radius and good maneuverability, even in tight spaces.

It's the details that count — and with the Volvo G-Series, thoughtful, intuitive design is standard. From the compact body style that improves maneuverability to the articulating oscillating joint that keeps everything level, G-series loaders are full of features that boost productivity, durability and efficiency.



**Articulating oscillating joint**

The articulating oscillating joint improves maneuverability, stability and maintains 100% ground contact in rough terrain, providing operator comfort and superior steering capability.

**Breakout force**

Superior breakout, rim pull and lifting forces work together to deliver efficient performance and even greater productivity.



**Z-bar linkage**

Field-proven Z-bar linkage offers high breakout force and fast cycle times, as well as excellent parallel movement - resulting in better productivity, power and control.

# THE PERFECT BUSINESS PARTNER.

Imagine a machine that makes your working life simpler. With the Volvo G-Series, operability is easier and more intuitive, and service checks are quicker. Because the less time you spend on maintenance and the more at ease you are behind the wheel, the more time you can spend on the job.



## Volvo Care Cab

The spacious, industry-leading Volvo cab, ROPS and FOPS certified offers exceptional all-around visibility, along with low noise and vibration levels - for greater comfort and safety.

## Joystick

The intuitive, easy-to-use joystick controls the machine's operations, with third and fourth functions integrated into a single joystick as an option.



## Display and console

The redesigned ergonomic display keeps you informed with all-important machine information.

### Service access

Both units offer easy ground level access to service points, including fuel, air, hydraulic and oil filters, radiator, oil dipstick, hydraulic oil level gauges and battery.

### Electronically controlled engine

The new Volvo engine is electronically controlled for excellent fuel efficiency and increased torque at low RPM. And the engine is more environmentally friendly, meeting Tier 4 Final emissions regulations.



### Analysis software

Monitor machine uptime with Volvo's diagnostic analysis software. MATRIS analyzes operational data from the machine's electronic control unit, while VCADS Pro can adjust machine function according to the results.

# THE MULTITALENTED L30G/L35G.



## Volvo Care Cab

Industry-leading Volvo cab with excellent all-around visibility, ergonomic controls and a comfortable, spacious interior. ROPS and FOPS certified.

## Hydrostatic drive system

Hydraulic attachments operate at low travel and high engine speeds. Thermostat prevents overheating and shortens warm-up for efficient attachment performance.

## Z-bar linkage

Offers high breakout force and cycle times with excellent parallel movement with Volvo attachments for good control and maneuverability.



## Articulating oscillating joint

Provides easy maneuverability in rough terrain by keeping all wheels on ground as well as hydraulic hose protection.



## Differential locks

Switch activated 100% differential locks transfer power equally to all wheels and reduce tire slippage for maximum traction on soft ground.

## Integrated quick coupler

Fully integrated hydraulic quick coupler makes switching between attachments fast and easy.





#### **Complete Solutions**

Volvo provides the right solutions throughout the entire life cycle of your machine to lower total cost of ownership.



#### **Compact design**

The most compact machine design possible for a short turning radius, excellent maneuverability and stability in tight areas.

#### **Service access**

The transverse engine design provides easy access to service points under the hood for quick maintenance checks.

#### **Tier 4 Final engine**

Powerful electronic-controlled engine for high fuel efficiency. Meets Tier 4 Final emissions requirements.



#### **Unique portal axles**

Uniquely designed for high ground clearance to protect the axles and propeller shaft from damage.

#### **Dual hydraulics**

The powerful dual hydraulics system promotes faster cycle times.

# ADDING VALUE TO YOUR BUSINESS.

Being a Volvo customer means having a complete set of services at your fingertips. Volvo can offer you a long-term partnership, protect your revenue and provide a full range of customer solutions using high quality parts, delivered by passionate people. Volvo is committed to increasing the positive return on your investment and maximizing uptime.



## Customer Support Agreements

The range of Customer Support Agreements offer preventive maintenance, total repairs and a number

of uptime services. Volvo uses the latest technology to monitor machine operation and status, giving you advice to increase your profitability. By having a Customer Support Agreement you are in control of your service costs.



## Genuine Volvo Parts

Our attention to detail is what makes us stand out. This proven concept acts as a solid investment in your machine's future. Parts are extensively tested and approved because every part is vital for uptime and performance. Only by using Genuine Volvo Parts, can you be sure that your machine retains the renowned Volvo quality.



## Service Network

In order to respond to your needs faster, a Volvo expert is on the way to your job site from one of our Volvo facilities. With our extensive infrastructure of technicians, workshops and dealers, Volvo has a comprehensive network to fully support you using local knowledge and global experience.



### Complete Solutions

Volvo has the right solution for you. So why not let us provide all your needs throughout the whole life cycle of your machine? By listening to your requirements, we can reduce your total cost of ownership and increase your revenue.

# FLEXIBILITY IN EVERY APPLICATION.

Volvo knows wheel loaders - after all, we've been producing them since 1954. With nearly 60 years of experience, we understand what our customers need to get the job done. That's why we offer a variety of highly adaptable attachments, to make the G-Series even more versatile.

## Volvo attachments

From forks and buckets to material handling arms, Volvo offers a wide range of attachments to make the G-Series even more comprehensive and flexible. Volvo attachments are perfectly matched to a machine's linkage, hydraulics and driveline for superior productivity.

## Z-bar linkage

Field-proven Z-bar linkage offers high breakout force and fast cycle times, as well as excellent parallel movement using the Volvo attachments - resulting in better productivity, power and control.



# VOLVO L30G, L35G IN DETAIL.

## Engine

Volvo 4-cylinder diesel engine with turbocharger, watercooled. Compliant to Tier 4 environmental regulations. Cooled Exhaust Gas Recirculation (EGR), diesel particulate filter (DPF) and electronic throttle pedal. Maximum engine incline is 30 degrees in all directions.

Air cleaning:

1. Paper filter with indicator in cab
2. Safety filter

		L30G	L35G
Engine	Volvo	D3.3D	D3.3D
Gross power at	r/min	2,600	2,600
SAE J1995	kW/hp	55.4/ <b>74.8</b>	55.4/ <b>74.8</b>
Net power at	r/min	2,600	2,600
SAE J1349 - DIN ISO 1585	kW/hp	52.4/ <b>71.3</b>	52.4/ <b>71.3</b>
Max torque at	r/min	1,500	1,500
SAE J1349 netto	Nm/lbf	265/ <b>195.5</b>	265/ <b>195.5</b>
Displacement	cm <sup>3</sup> /in <sup>3</sup>	3 300/ <b>201.4</b>	3 300/ <b>201.4</b>

## Electrical system

		L30G	L35G
Voltage	V	12	12
Battery capacity	Ah	100	100
Alternator rating	W / Ah	12/90	12/90
Starter motor output	kW/hp	3kW/ <b>4hp</b>	3kW/ <b>4hp</b>

## Drivetrain

Transmission: hydrostatic transmission, full power shift under load, both when changing direction (forward and reverse) and between ranges. Maximum drawbar force can be achieved in all ranges. "Inch/brake pedal" for variable machine speed control and power transfer to bucket hydraulics at constant engine rpm.

Multi-function lever for change of direction, differential lock and use of the servo-control.

Axles: all-wheel drive by two rigid portal axles.

Differential locks: hydraulically actuated 100% differential locks in both axles.

Frame: solid front and rear frame, robot-welded. Articulating oscillating joint for optimum maneuverability and traction.

		L30G	L35G
Oscillation at wheel, max.	mm	250	270
	in	<b>10"</b>	<b>11"</b>
Track	mm	1 482	1 482
	ft/in	<b>4' 10"</b>	<b>4' 10"</b>
Angle of oscillation	°	±10	±10
Tire		405/70 R18	405/70 R20
Maximum speed		High Speed	High Speed
1st range forward/reverse	km/h	8	8
	mph	<b>5</b>	<b>5</b>
2nd range forward/reverse	km/h	30	30
	mph	<b>19</b>	<b>19</b>

## Brake system

Service brake: reliable dual braking system, acting upon all four wheels.

1. Wear-free, hydrostatic inching brake

2. Central friction brake, actuated via "inch/brake pedal". First stage of pedal application actuates the inching facility, the last third of pedal application applies the central friction brake.

Parking brake: Mechanically activated central drum brake, acting upon all four wheels.

## Steering system

Hydrostatic steering. Central articulating-oscillating joint with damping effect.

Angle of articulation ±40°

Steering pump: gear pump

		L30G	L35G
Flow 100% available for attachments At engine speed	l/min gal/min	33 <b>9</b>	33 <b>9</b>
	r/min	2,600	2,600
Relief valve pressure	bar/psi	185/ <b>2,683</b>	185/ <b>2,683</b>

## Cab

Instrumentation: All important information is centrally located in the operator's field of vision.

## Hydraulic system

Thermostatically controlled oil circuit with integrated cooling system.

Hydraulic control valve: Servo-controlled, double acting control valve with three spool system, with primary and secondary pressure valves.

1. Lifting function / 2. Tilting function / 3. Additional function for hydraulic QC and attachments.

Hydraulic oil filter: Combined suction and return-filtration cartridge with a 10 µm filter. The filter can be replaced without emptying the hydraulic oil tank.

Hydraulic pump / gear type-pump

		L30G	L35G
Flow 100% available for attachments	l/min gal/min	57 <b>15</b>	69 <b>18.2</b>
	r/min	2,600	2,600
Relief valve pressure	bar/psi	250/ <b>3,626</b>	250/ <b>3,626</b>

## Linkage

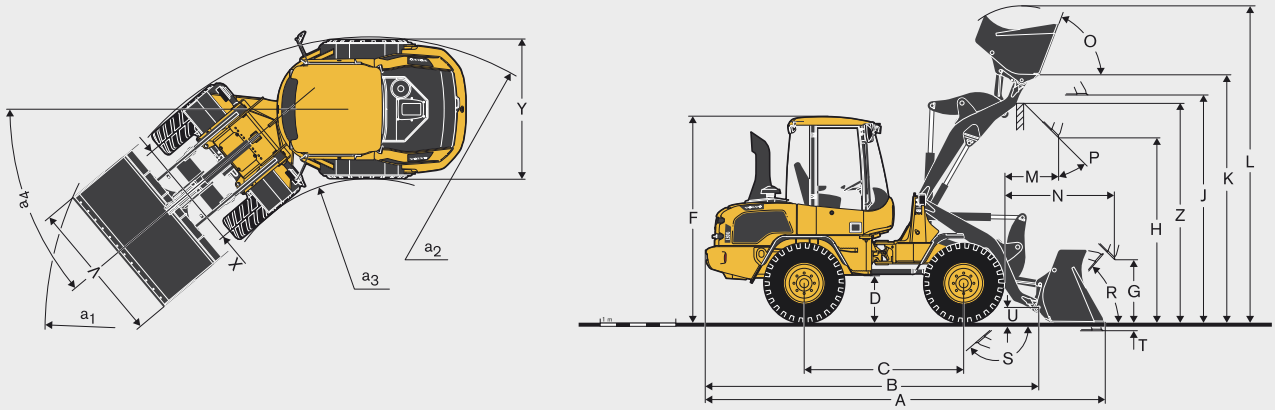
Powerful Z-bar loader-linkage.

		L30G	L35G
Lift cylinders/Tilt cylinders		2/1	2/1
Lift time (loaded)	s	6.5	5.5
Lowering time (empty)	s	3.5	3.5
Dump time	s	1.5	1.2


## Capacities




		L30G	L35G
Engine oil	l	11	11
	US gal	<b>2.9</b>	<b>2.9</b>
Fuel tank	l	86	86
	US gal	<b>22.7</b>	<b>22.7</b>
Front axle	l	12.2	12.2
	US gal	<b>3.2</b>	<b>3.2</b>
Rear axle, incl. drop-box	l	13.5	13.5
	US gal	<b>3.7</b>	<b>3.7</b>
Hydraulic tank	l	65	65
	US gal	<b>17.2</b>	<b>17.2</b>

# SPECIFICATIONS L30G Z-BAR.

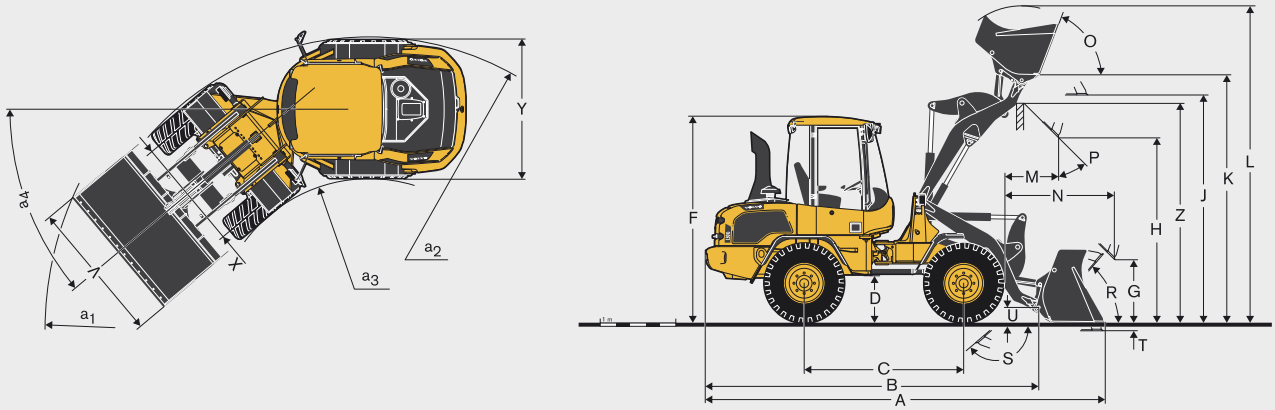


Description	Unit	L30G			
		with 405/70 R18 tires			
B	mm ft/in	4 480		14' 8"	
C	mm ft/in	2 150		7' 1"	
D	mm ft/in	600		2' 0"	
F	mm ft/in	2 740		9' 0"	
G	mm ft/in	900		2' 11"	
J	mm ft/in	3 060		10' 0"	
K	mm ft/in	3 260		10' 8"	
O	°		70		
P	°		45		
R	°		50		
S	°		140		
U	mm in	200		8"	
X	mm ft/in	1 482		4' 10"	
Y	mm ft/in	1 835		6' 0"	
Z	mm ft/in	2 960		9' 9"	
a <sub>2</sub>	mm ft/in	3 900		12' 10"	
a <sub>3</sub>	mm ft/in	2 030		6' 8"	
a <sub>4</sub>	°		±40		

Description	Unit	L30G			
<b>With Loading Fork</b> Center of gravity 500 mm			<b>LONG BOOM</b>		
Tipping load, full turn (ISO / DIS)	kg lb	3 000	6 614	-	-
Payload according to EN 474-3, 60%/80%	kg lb	1 800/ 2 400	3,968/ 5,291	-200	-440
Payload 80% transport position, 40° full turn	kg lb	2 500	5,512	-200	-440

Description	Unit	L30G									
		GENERAL PURPOSE				Light material bucket		4-in-1		LONG BOOM	
<b>with 405/70 R18 tires</b>											
Capacity heaped	m <sup>3</sup> yd <sup>3</sup>	1.0	1.3	1.1	1.4	1.5	2.0	0.9	1.2	-	-
Material density	kg/m <sup>3</sup> lb/yd <sup>3</sup>	1 900	3,203	1 700	2,865	1 000	1,686	1 900	3,203	-200	-337
Static tipping load, straight (ISO / DIS)	kg lb	4 350	9,590	4 250	9,370	4 050	8,929	4 000	8,818	-	-
Static tipping load, full turn 40° (ISO / DIS)	kg lb	3 850	8,488	3 800	8,378	3 600	7,937	3 550	7,826	-300	-660
Hydraulic lifting capacity, max.	kN lbf	57	12,814	55.5	12,477	54	12,140	53	11,915	-	-
Breakout force	kN lbf	61	13,713	53	11,915	44	9,892	53	11,915	-	-
A Total length	mm ft/in	5 280	17' 4"	5 380	17' 8"	5 550	18' 1"	5 385	17' 8"	+140	+5.5"
L Lift height, max.	mm ft/in	4 215	13' 10"	4 260	14' 0"	4 415	14' 6"	4 135	13' 7"	+85	+3.3"
V Bucket width	mm ft/in	1 900	6' 3"	1 900	6' 3"	2 000	6' 7"	1 900	6' 3"	-	-
a <sub>1</sub> Clearance circle	mm ft/in	8 490	27' 10"	8 545	28' 0"	8 730	28' 8"	8 560	28' 1"	-	-
T Digging depth	mm ft/in	50	0' 2"	50	0' 2"	50	0' 2"	55	0' 2"	-	-
H Dump height	mm ft/in	2 575	8' 5"	2 505	8' 3"	2 385	7' 10"	2 480	8' 2"	+85	+3.3"
M Reach at max. height	mm ft/in	670	2' 2"	740	2' 5"	855	2' 10"	705	2' 4"	+70	+2.8"
N Reach, max.	mm ft/in	1 455	4' 9"	1 525	5' 0"	1 640	5' 5"	1 490	4' 11"	+110	+4.3"
Operating weight	kg lb	5 500	12,125	5 520	12,170	5 600	12,346	5 710	12,588	-	-

# SPECIFICATIONS L35G Z-BAR.



Description	Unit	L35G	
		with 405/70 R20 tires	
B	mm ft/in	4 485	14' 9"
C	mm ft/in	2 150	7' 1"
D	mm ft/in	610	2' 0"
F	mm ft/in	2 745	9' 0"
G	mm ft/in	900	2' 11"
J	mm ft/in	3 145	10' 4"
K	mm ft/in	3 345	11' 0"
O	°	66	
P	°	45	
R	°	50	
S	°	135	
U	mm ft/in	200	0' 8"
X	mm ft/in	1 532	5' 0"
Y	mm ft/in	1 932	6' 4"
Z	mm ft/in	3 050	10' 0"
a <sub>2</sub>	mm ft/in	3 960	13' 0"
a <sub>3</sub>	mm ft/in	1 980	6' 6"
a <sub>4</sub>	°	±40	

Description	Unit	L35G			
		FEM II		FEM III	
With Loading Fork Center of gravity 500 mm					
Tipping load, full turn (ISO / DIS)	kg lb	3 340	7,363	3 300	7,275
Payload according to EN 474-3, 60/80%	kg lb	2 000/ 2 500	4,409/ 5,512	2 000/ 2 600	4,409/ 5,732
Payload 80%, transport position, 40° full turn	kg lb	2 500	5,512	2 800	6,173

Description	Unit	L35G						
		GENERAL PURPOSE		Light material bucket		4-in-1		
with 405/70 R20 tires								
Capacity heaped	m <sup>3</sup> yd <sup>3</sup>	1.2	1.6	1.5	2.0	1.0	1.3	
Material density	kg/m <sup>3</sup> lb/yd <sup>3</sup>	1 800	3,034	1 200	2,023	1 900	3,203	
Static tipping load, straight (ISO / DIS)	kg lb	4 950	10,913	4 650	10,251	4 450	9,811	
Static tipping load, full turn 40° (ISO / DIS)	kg lb	4 350	9,590	4 100	9,039	3 950	8,708	
Hydraulic lifting capacity, max.	kN lbf	61.5	13,862	57.5	12,927	57	12,814	
Breakout force	kN lbf	60.5	13,601	43.5	9,779	53	11,915	
A Total length	mm ft/in	5 420	17' 9"	5 690	18' 8"	5 525	18' 2"	
L Lift height, max.	mm ft/in	4 320	14' 2"	4 500	14' 9"	4 270	14' 0"	
V Bucket width	mm ft/in	2 100	6' 11"	2 000	6' 7"	2 000	6' 7"	
a <sub>1</sub> Clearance circle	mm ft/in	8 760	28' 9"	8 825	28' 11"	8 740	28' 8"	
T Digging depth	mm ft/in	95	0' 4"	95	0' 4"	100	0' 4"	
H Dump height	mm ft/in	2 670	8' 9"	2 475	8' 1"	2 570	8' 5"	
M Reach at max. height	mm ft/in	740	2' 5"	925	3' 0"	780	2' 7"	
N Reach, max.	mm ft/in	1 565	5' 2"	1 750	5' 9"	1 600	5' 3"	
Operating weight	kg lb	6 250	13,779	6 350	13,999	6 440	14,198	

# EQUIPMENT.

## STANDARD EQUIPMENT



	L30G	L35G
<b>Engine</b>		
Diesel engine, water cooled	•	•
Extra fuel filter with water separator	•	•
Cold start aid	•	•
Dry-type air filter	•	•
<b>Electrical system</b>		
Alternator 100 A	•	•
Main head lights (halogen)	•	•
full/dipped/asymmetrical	•	•
Working lights (2 front/2 rear)	•	•
Parking lights	•	•
Rear lights	•	•
Brake lights	•	•
Direction indicators	•	•
Hazard warning lights	•	•
Reversing lights	•	•
Cab lighting	•	•
<b>Instrumentation &amp; controls</b>		
Multi-function lever		
12 Volt accessories socket	•	•
Horn	•	•
Hazard warning switch	•	•
Safety start	•	•
Analog LED-information for:		
Fuel level	•	•
Engine temperature	•	•
Drive system oil temperature	•	•
LED-illuminated symbols (color-coded) for:		
Direction (forward/reverse)	•	•
Indicators (left/right)	•	•
Pre-heater	•	•
Main beam	•	•
Differential locks	•	•
LED-illuminated symbols (red) with acoustic signal for:		
Parking brake	•	•
Air filter restriction	•	•
Drive system oil temperature	•	•
Engine temperature	•	•
Engine oil pressure	•	•
Battery charging	•	•
Return filter	•	•
Switches for:		
Parking lights	•	•
Working lights (front/rear)	•	•
Windshield wiper (rear)	•	•
Rotating beacon	•	•
Boom suspension system	•	•
Locking and activation of Volvo attachment carrier (Z)	•	•
Activation of directional change on joystick	•	•
Digital LED display activated by dual function keys for:		
Entry and retrieval of operating	•	•
Information	•	•
Anti-theft function control	•	•

	L30G	L35G
<b>Drivetrain</b>		
Hydrostatic drive	•	•
Operator-selected 100% differential locks	•	•
L30G: 405/70 R18	•	
L35G: 405/70 R20		•
<b>Cab, Exterior</b>		
ROPS/FOPS-cab isolation mounted	•	•
Walk-through cab	•	•
Lockable doors	•	•
All-round tinted safety glass	•	•
Windshield wiper (front/rear)	•	•
Windshield washer (front/rear)	•	•
Sliding window in the left door	•	•
Door stops	•	•
External rear view mirrors (right/left)	•	•
<b>Cab, Interior</b>		
Hand throttle	•	•
4-way adjustable operator's seat	•	•
Adjustable steering column	•	•
Seat belt	•	•
Sun visor	•	•
Air-conditioner	•	•
Heater with air-filter and defroster (front/rear)	•	•
Cab ventilation	•	•
Preparation for an optional air-conditioner	•	•
Storage box in the cab	•	•
<b>Hydraulic system</b>		
Gear-type pump	•	•
Control valve three-spool system	•	•
3rd hydraulic circuit	•	•
<b>Working Equipment</b>		
Bucket level indicator	•	•
Hydraulic quick-change attachment carrier Hydraulic attachment bracket (Z)	•	•
<b>Carriage Body</b>		
Fenders front/rear	•	•
Lockable engine hood	•	•
Towing device	•	•
Lifting eyes	•	•
Joystick with integrated 3rd function	•	•
<b>International Standards for Machines and Production</b>		
Quality: DIN/ISO 9001	•	•
Safety: CE - Criterion	•	•
Machine guide-lines 2006/42/EC	•	•
ROPS ISO 3471	•	•
FOPS ISO 3449	•	•
Operating weight ISO 7131	•	•
Tipping load / Payload: ISO 14397-1	•	•
EMC (Electromagnetic Compatibility)	•	•
89/336/EEC plus supplement	•	•
Environment: DIN/ISO 14001	•	•
Sound regulation: 2000/14/EC	•	•
<b>Safety</b>		
Audible reverse alarm	•	•

**OPTIONAL EQUIPMENT (Standard on certain markets)**

	L30G	L35G
<b>Engine equipment</b>		
Pre-heater	•	•
Pre cleaner air filter (Turbo II)	•	•
Oil bath air filter	•	•
<b>Cab</b>		
Radio	•	•
Air suspended/heated operator's seat	•	•
<b>Hydraulic system</b>		
Hydraulic coupler for 3rd hydraulic circuit	•	•
4th hydraulic circuit	•	•
Additional pump	•	•
Hydraulic fluid, biodegradable, Volvo	•	•
Hydraulic fluid, for hot climate	•	•
Hydraulic fluid, for cold climate	•	•
<b>Environment</b>		
Initial filling of biodegradable hydraulic oil	•	•
<b>Safety</b>		
Anti-theft system	•	•
Protective guards for:		
Main head lights	•	•
Working lights	•	•
Rear lights	•	•
Rotating beacon	•	•
<b>Service and maintenance</b>		
Tool kit	•	•

**SELECTION OF VOLVO OPTIONAL EQUIPMENT**



# VOLVO CONSTRUCTION EQUIPMENT



Volvo Construction Equipment is different. Our machines are designed, built and supported in a different way. That difference comes from an engineering heritage of over 180 years. A heritage of thinking first about the people who actually use the machines. About how to help them be safer, more comfortable, more productive. About the environment we all share. The result of that thinking is a growing range of machines and a global support network dedicated to helping you do more. People around the world are proud to use Volvo. And we're proud of what makes Volvo different.

Not all products are available in all markets. Under our policy of continuous improvement, we reserve the right to change specifications and design without prior notice. The illustrations do not necessarily show the standard version of the machine.

## **VOLVO**

**Volvo Construction Equipment**  
[www.volvoce.com/na](http://www.volvoce.com/na)

Ref. No. VOE2210009292  
Printed in USA 07/13 - 0,8  
Volvo, Asheville  
Copyright © 2013 Volvo

English  
USA